

# TH

**HD** image



**TH-E12 Series**  
VIDEO PLEUROSCOPE



**Wickland**

## Rotation

Improve operation flexibility and accuracy.

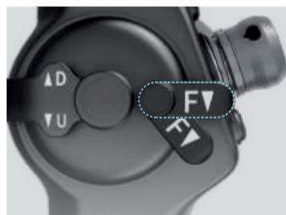


\*Patent NO.: ZL201621392021.3

## Angle lock

Bending angle locking function for easy diagnosis and treatment.

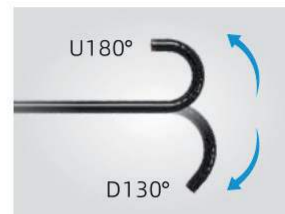
(TH-E12 Plus Only)



\*Patent NO.: ZL202022141661.X

## Wide bending angle

Solve the problem of limited range of motion between the ribs.  
The range of observation is much wider.



## Suction valve retainer

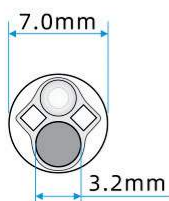

Unique design prevents suction valve from falling off.



\*Patent NO.: ZL202022141662.4

## Slim diameter and large working channel

Can match various endoscopic accessories for treatment.



## Specifications

Model	Distal End	Insertion Tube	Working Channel	Working Length	Field of View	Depth of Field	Angle Lock
TH-E12 Plus	7.0mm	6.8mm	3.2mm	270mm	120°	3~150mm	Yes
TH-E12	7.0mm	6.8mm	3.2mm	270mm	120°	3~150mm	No

## Image Processor



10.1" Touch screen



1280\*800  
HD resolution



HDMI+AV  
output



Detachable 64GB  
SD card



## Portable design



Rechargeable battery  
supporting 4 working hours

