

WICKLAND MEDIKA IMANTARA

MEDICAL EQUIPMENT , AESTHETICS AND LABORATORY SUPPLIER

TH

HD image



TH-E12

Series Video Pleuroscope

Rotation

Improve operation flexibility and accuracy.



*Patent NO.: ZL201621392021.3

Angle lock

Bending angle locking function for easy diagnosis and treatment.

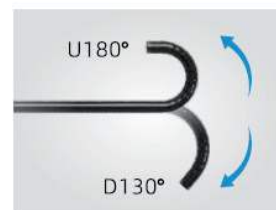
(TH-E12 Plus Only)



*Patent NO.: ZL202022141661.X

Wide bending angle

Solve the problem of limited range of motion between the ribs. The range of observation is much wider.



Suction valve retainer

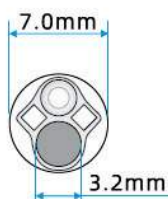

Unique design prevents suction valve from falling off.



*Patent NO.: ZL202022141662.4

Slim diameter and large working channel

Can match various endoscopic accessories for treatment.



Specifications

Model	Distal End	Insertion Tube	Working Channel	Working Length	Field of View	Depth of Field	Angle Lock	Application
TH-E12 Plus	7.0mm	6.8mm	3.2mm	270mm	120°	3~150mm	Yes	Pneumology
TH-E12	7.0mm	6.8mm	3.2mm	270mm	120°	3~150mm	No	Pneumology

Image Processor



10.1" Touch screen



1280*800 HD resolution



HDMI+AV output



Detachable 64GB SD card



Portable design



Rechargeable battery supporting 4 working-hour



LOCATION

PALEM SEMEMI RAYA NO. 12-12A
KEL. SEMEMI, KEC. BENOWO, SURABAYA
JAWA TIMUR. INDONESIA



CONTACT US

031-33300312
031-33100412



EMAIL

WICKLANDMEDIKA@GMAIL.COM